



A Publication of the Bowling Green Rose Society

Rosebuds

May 2019

E-mail: bgrs@twc.com
www.bowlinggreenrosesociety.org

**Meeting: May 5
Date Change!!!!**

WCEO—2:00 p.m.

**Program: Preparing for
the Rose Show**

**Ricky Lockhart &
Ann Jacobs**

**Refreshments:
C. & D. Wernigk**

BGRS 56th Rose Show—Why You Should Participate *by Mary Ann Hext, CR*

Our annual rose show is only a few weeks away, so hopefully you have finished your spring pruning, fertilized your roses and started thinking about possibly entering something in the show. Exhibiting roses is an important way for rosarians to share the love for roses and rose growing with others. It also gives the public a first-hand look at roses that grow well in our area and an opportunity to meet our members and ask questions about roses.

At the April meeting, we discussed our rose show and provided information about the show, classes to enter. At the May meeting, Ricky and Ann will give information on preparing for the rose show, when to cut roses, and how to groom them.

The theme for the Artistic Rose Designs is *Nursery Rhymes Remembered*. Each section has several choices for


the designers and will be fun to enter. A complete rose show schedule is on the [BGRS website](http://www.bgrs.org) and the [Tenarky website](http://www.tenarky.com).



Included in this newsletter is an article from the Tampa Rose Society newsletter about rose show exhibiting; and even though it was written for the novice exhibitor, it contains excellent information for even the experienced exhibitor. I have used this article previously, but I am sure it will be helpful for anyone who wants to try exhibiting whether you

have been exhibiting for many years or if this is your first time. It always helps me to read this again when preparing for a rose show.

The BGRS rose show is a way for our members and others to share what we have worked so hard to produce, to learn about unfamiliar varieties of roses, to meet other rosarians and share experiences. It is nice to get a ribbon or to get something on the trophy table; but the rose show is a culminating event for us to display our efforts. It is not so much a competition against each other, but a competition against ourselves to work harder to produce better quality roses and improve our own skills. It is also an educational opportunity for those interested in learning more about growing roses. So join in the fun and enter something in the 2019 BGRS Rose Show!



BGRS Rose Show—May 21

- Our rose show schedule is available on our website:
www.bowlinggreenrosesociety.org
- Ads are still being sold and we need several more. Please send the information to Mary Ann by May 5.
- Mark your calendars to help with the rose show set up on Friday afternoon, May 17 at 1 pm and tear down after the show.
- Volunteers are needed to help with the many rose show jobs. Contact Bob or Kathy to help. Or sign up at the May meeting
- Kathy will be appearing on Midday at WBKO. Ann has posters to distribute.



Photos: M. Hext—Past BGRS Winners

From the President *by Ricky Lockhart*



Well fellow rose growers, it is finally time for our roses to get in gear. Make sure you're spraying on schedule and watch for aphids after each rain. They are really bad this year.

I've bought several good roses from Mammoth Cave Transplants this spring. The owner said if there were certain roses that we wanted from Weeks to call her ASAP and let her know which ones we wanted so she could get them ordered for next year. She will pot them for us then we can

pick them up next spring. I also bought a beautiful floribunda, Love Song, from Sauder Seed Company at Fairview. He had three or four more left.

Get those roses going as we only have three weeks until our rose show. I will see you at the meeting on Sunday May 5. Remember we moved the date this month so as not to conflict with Mother's Day. Then the rose show is May 18 so let's get moving with our beautiful roses!!

Ann Jacobs and I will have the pro-

gram this month and we will show you how to groom your roses for the show.

Ricky



2017 BGRS Rose Show

Warren County Extension Office is holding an Open House for the new building is on Thursday, May 2, from 2-5 pm. Below is a photo of the building and a photo of the paving stone donated by the Bowling Green Rose Society which is on the left front walkway.



BGRS CONSULTING ROSARIANS

Robert Jacobs
Ann Jacobs
270.781.2592

rjacobsa@twc.com

Mary Ann Hext
270.781.8171
mhext@outlook.com

Dan Wernigk
217.898.1770

May Rose Tips *by Noah Wilson, CR, Holston Rose Society*

Things I will be doing to my roses in May:



- Maintain a regular spray program and keep an eye on each rose as I spray to assure it is healthy and getting good nourishment and care.
- Keep my mulch around my roses at about 4 inches deep to help maintain moisture and keep weeds down.
- Water weekly unless God sends an inch of rain per week.
- Check for evidence of spider mites and if noticed, spray with a miticide under the lower leaves or a water wand under the lower leaves to prevent mites.
- If I see evidence of aphids on new growth I will use an insecticide to kill them off, spraying only the new upper tender growth and not the entire bush.
- Keep my roses dead headed on regular basis cutting back to a 5th leaflet of the stem.
- I will apply a supplemental feeding of Easy feed or Miracle Gro for supplemental feeding.
- I will share my roses with others and offer help to anyone who shows an interest in wanting to begin this hobby I have enjoyed for many years.

May 2019

BGRS Public Garden Report

Our public rose garden at River Walk Park is now ten years old and our bushes have filled in nicely. We have a variety of roses growing there. On Monday morning, April 15, Bob and Ann Jacobs, Ricky Lockhart, Dan Wernigk and Mary Ann Hext worked the soil, weeded, pruned, dug up the roses with rose rosette virus and planted four new roses obtained from the Tenarky rose sales. The next day, Ricky returned and fertilized and raked it in. On Friday, Mary Ann took six Kordes roses she had removed from her rose beds too the rose garden and she and Dan planted them and Bob and Cindy made a drawing for a map of the roses with names. These additional roses filled in the spaces of the missing roses. The Kordes roses are winter hardy and fragrant and have some resistance to blackspot so they should work nicely with the current roses in the garden. Bob and Dan watered a few days later; then Ann, Bob and Mary Ann watered and did some more weeding today.

Volunteer to help Dan when you can; and be sure to drop by when you are near the park to see how nice the garden looks. Several bushes are already blooming!



Preparation Time Line For the Rose Show *by John Mueller, Tampa Talks Roses Newsletter Editor (edited by Mary Ann Hext)*

As you may have heard, our annual rose show is only one month away! For our novice exhibitors, the following preparation timeline will be very helpful in your quest to garner your first blue ribbon or maybe even the Queen Of Show! It has been done before!

3 Weeks before The Rose Show

1. Walk through your garden to find “contenders” with long, straight stems and fully closed buds that may be ready in time for the show.
2. Prep the contenders by removing all the side growth at the various leaf axils.
3. Make sure the best canes have an unobstructed opening to be able to grow upright by moving or removing any “blocking” growth.
4. If any important canes are growing at an angle, stake them upright using bamboo stakes and twist ties.
5. Apply Epsom salts and fish emulsion at the rate of 2 Tbs. per gallon and one-half gallon per bush.
6. Remove the center bud from floribunda sprays in order to make the spray more symmetrical.

2 Weeks before the Rose Show

1. Apply chelated iron such as Sequestrene at the rate described on the label. Stop applying fertilizers that contain nitrogen or use low nitrogen, high phosphorus fertilizer.
2. Begin a conscientious effort to remove all side growth. This should be done each day but no less frequently than every other day.
3. Water your rose bushes every day or every other day from now until the rose show.
4. Recheck your staked canes as the twist ties may have to be adjusted because of the cane’s growth.
5. Straighten the necks of the blooms as necessary using either bamboo sticks or skewers and twist ties as a splint.

7-10 Days before the Rose Show

1. Spray your bushes early in the week. Do not use powders in your spray, as that will have to be removed from the leaves before the bloom is entered into the show.
2. Just before dark each evening, mist the buds that are about to “show color” as well as opening blooms, with Orthene and Conserve to reduce the damage caused by thrips. The rate of application should be 1/4 tsp. of Orthene and 1/4 tsp. of Conserve SC per quart of water.
3. Make sure your grooming kit is complete. 4. Study the show schedule to determine the classifications you may wish to enter.
4. Attach your name and address stickers, as well as rubber bands to the entry tags that you have obtained in advance.
5. Check your garden for blooms at the proper stage to cut. After you have cut your blooms, re-cut them underwater to prevent the intrusion of air bubbles into the stem. If you cut some blooms a few days before the show, you may need to refrigerate them, inside a plastic bag, to slow down or preserve their exhibition stage quality. (Some red roses do not refrigerate well.)
6. Make a list of the blooms you have cut and be certain that you have the correct spelling of their names.
7. Clean and trim the foliage on your cut specimens. Do all of your grooming, except for the bloom, at home, as you will not have as much space and time at the rose show.

The Day of the Show

1. Arrive at the show early in order to obtain sufficient space.
2. Make sure that the vases are full of water.

May 2019

3. Place your roses in vases together with an entry tag containing the correct name.
4. Position the stem to the proper height. (HT's about 27 to 29 inches overall height from the top of the table).
5. Enter your sprays and fully open blooms early to free up table space.
6. Select the blooms that are not yet at "exhibition stage" or too "tight" and start the procedures early to open them.
7. Select your best 4 to 6 blooms and set them aside to enter at the last minute for Queen. Take the remainder of your blooms and enter them in the "Challenge" classes and "Collections".
8. Don't forget to enter classes for fully open, floating bowl, artist's palette, picture frame, etc.
9. Save your Miniatures for entry last as they usually open faster.
10. Ten to fifteen minutes before the entry deadline, stop working on your roses! Carry your remaining entries to the classification table.
11. Put your "un-entered" roses into a bucket of water and give them to the Society to sell during the show.
12. Clean up your work area and carry your grooming materials to your car.
13. Come back and help clean up the preparation area.
14. Now is the time to relax and enjoy talking to your fellow exhibitors or help by being a judge's clerk.

Photos from 2017 BGRS Rose Show taken by Linda Jansing & Mary Ann Hext



E-mail: bgrs@twc.com

Bowling Green Rose Society

c/o Mary Hext
1997 Browning Road
Rockfield, KY 42274

We're on the Web!!

www.bowlinggreenrosesociety.org



Join the ARS for just \$10 4-Month Trial Membership

The American Rose Society is offering a four-month trial membership for only \$10 to anyone who is interested in becoming a member of our organization. Most ARS members are home gardeners who enjoy growing roses and want to expand their knowledge of rose culture.

Four-Month Trial Members receive:

- Free advice from Consulting Rosarians
- Free or reduced garden admissions, a \$25 value after just three uses
- Four issues of the online newsletter *Roses & You*
- Free online access to five quarterly bulletins, a \$45 value
- Two issues of *American Rose* magazine, a \$16 value. View a free issue online at www.ars.org
- Discounts of up to 30% at merchant partners

A 4-month trial membership is valued
at \$86 for only \$10!

Join Now!

You may [complete the online form](#)
or call us at 1-800-637-6534.

2019 Rose Show Sponsors

Please support these businesses which
make our rose show possible.

Batteries Plus
Better Hearing Center
Cambridge Market
Jackson's Orchard & Nursery
Mammoth Cave Transplants
Mary Kay—Ann Jacobs
Simply Mulch
Southern States Co-op
State Farm Ins. & Fin. Services—Curt Gammons
The Wheeldon Company, LLC

Memorials

In Memory of Kent Campbell
In Memory of Pauline Matus—Bob & Ann Jacobs
In Memory of Sheila Payne's Parents
In Memory of Hext Dogs

2019 IMPORTANT DATES

- May 18: BGRS Rose Show at American Legion Hall
- September 21: Louisville RS Rose Show at Sutherlands Hardware Store
- September 28-29: Nashville RS Rose Show at Belmont University
- October 4-6: ARS Mini National and Tenarky District Conventions and Rose Shows hosted by Tipton County RF in Franklin, TN

2019 BGRS EXECUTIVE COMMITTEE

President Ricky Lockhart
270.999.1977
maryannlockhart@bellsouth.net

Past-President Bob Jacobs
270.781.2592
r.jacobsa@twc.com

Secretary Lynda Gibson
270.320.6328
jlgibson@twc.com

Treasurer Linda McBride
270.881.7679
bratley20@hotmail.com

Member at Large Osei Thomas
270.320.6176866
edetailsuperman@gmail.com

Publications Mary Ann Hext
270.781.8171
mhext@outlook.com