



A Publication of the Bowling Green Rose Society

Rosebuds

Meeting
April 19—2 pm

**CANCELLED
DUE
TO
COVID-19!**

April 2020

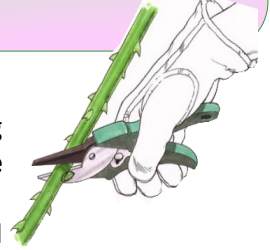
E-mail: bgrs@twc.com

Pruning by Billie Flynn, Editor of "Rosebud" CenLa Rose Society (edited for BGRS)

THE PURPOSE OF PRUNING

Warmer temperatures and the yellow blooms on the forsythia signal it is time to start pruning our roses. Pruning roses prevents a spindly, overgrown tangle of unproductive branches. **The worst thing that can be done to a rose is not to prune.**

The confusion about pruning is caused by the fact there are many varieties of roses, hybrid teas, old garden roses, shrubs, once-blooming varieties, miniatures, etc. and each must be pruned differently. However, the goal for pruning all varieties is the same: control the size, form a healthy plant with a pleasing shape with lots of beautiful blooms.

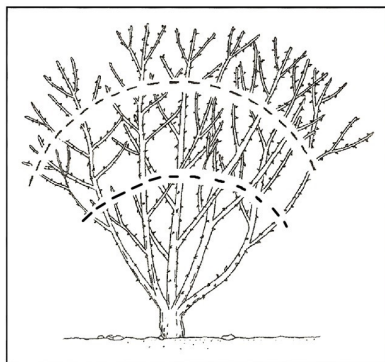


CONTROL THE SIZE

What you cut will grow back. What you leave will grow taller. Prune according to the desired blooming height.

The amount that can **usually** be removed:

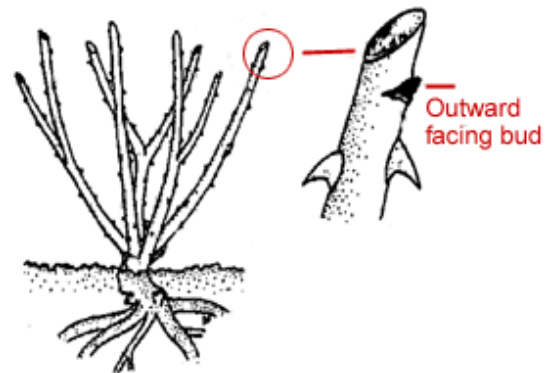
- Old Garden Roses - 1/4 - 1/3
- Hybrid Teas - 2/3
- Miniatures - 2/3
- Modern Shrubs - 1/2
- Floribundas - 1/4 - 1/3
- Polyanthas - 1/3 - 1/2
- Noisettes - 1/3



CONTROL THE SHAPE

Creating an empty space in the center of the plant will allow for sunlight and air circulation inside the bush for a healthier plant. Create a vase shape.

Pruning stems to outward facing bud eyes will insure new growth is directed to sunlight instead of inside the plant.



From "Rosebud" newsletter of the CenLa Rose Society, February 2017.

ATTENTION BGRS MEMBERS: Please print and bring a copy of the rose show schedule to the May meeting as part of our program will be about the rose show with emphasis on the new classes. We will be able to answer any questions you have about the rose show and suggest classes that you might consider entering. We will also talk about where help is needed at the show. The rose show is our opportunity share our love for roses with the public and help to educate them about growing roses successfully in our area. Any questions before then about the schedule, email: bgrs@twc.com



President's Corner *by Ricky Lockhart*

Well rose growers, spring has sprung. I hope all are well and no one has come into contact with this nasty virus. The roses are ready to come forth and we need to be thinking about digging them out next week or so.


We need to cancel the April meeting because of this virus and also the office will be closed. So we will look at May and let everyone know about that meeting.

Dan, Bob, Ann and I worked at the public rose garden at River Walk Park last week. The roses are full of rosette. We dug three out and four more have it. We will discuss what to do with the garden at the next meeting. We may do a demonstration rose garden at the Extension Office. Plans are in the works and we will discuss this at the next meeting as well.

We will let everyone know about the rose show but as of now it is still on. We hope we can still have it. I really hate to cancel it because it looks like a very good spring so far.

Everyone please try and stay well and safe if at all possible. This virus is so bad on the older people. I hope to see everyone as soon as we can.

Pruning for our Rose Show *by M. Hext, CR*



As the forsythia has been blooming for several weeks, we know it is time to start our spring pruning and fertilizing. However, our rose show is scheduled two weeks later than usual this year on May 30. Bob has planned to start pruning around Easter weekend and continue the next week.

So I am planning to start with my hybrid teas then. I have many black canes but believe I have only one bush, 'St Patrick' but it most likely will come back once it is uncovered. I did lose three roses in pots that I kept in the garage due to aphids. Even though I checked them frequently and sprayed three times with Orthene, they still got out of hand before I saw them. I am thinking that next year, I will just put the pots in the shed and I probably won't lose anymore than I am keeping them in the garage.

When you start pruning, remove all of these dead canes and small spindly canes and any crossing branches. Shape the bush the way you want it to look. Cut the canes back to a healthy white pith. Remove canes smaller than a pencil. Keep the center open to allow air to circulate which will help to reduce the chances of disease and mites. Hard pruning (6-12) inches will produce fewer but larger flowers on thicker, longer canes. Little pruning or just shaping the bush will produce smaller but more blooms. We may have to prune more severely this spring due to our winter temperatures being much colder than the past few years. Don't cut back fortuniana bushes as much.

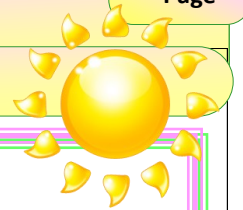
See you at the rose show (hopefully)!!

April in My Rose Garden *by Mary Ann Hext, CR*



Spring is finally here, the forsythia has bloomed, and I am staying close to home, so here are some things I am doing with my roses:

1. I have moved all my potted roses from inside the garage to just outside the door in case we get a hard freeze in and I have to quickly move them back in or cover them. Later I will move them to their proper locations.
2. I have started cutting all the dead canes off my show roses in preparation for pruning for our rose show which I will do in mid-April since our show this year is May 30.
3. I have started to prune the non-show roses by the barn and in the butterfly garden.
4. I re-checked my pH (from fall) in all beds and added some lime pellets where needed to raise the pH.
5. Very soon I will start spraying a fungicide in order to stay ahead of blackspot as most of my shrubs and climbers are already covered with new leaves. I will also keep an eye out for aphids and take care of them as needed so my rose show blooms don't get damaged.
6. I need to clean up some remaining tree leaves which have blown on the ground around the bushes.
7. I will pull my mulch back from around the bushes and apply Mills Magic Rose Mix and a handful of Epsom salt (magnesium sulfate) around each bush which I am told encourages new basal growth. I will leave the mulch and pine needles close by in case a hard freeze is predicted so I can recover the new growth.
8. Later, I will apply new mulch to a 3-4 inch depth on my beds.
9. April is exciting time for us rose growers as we can learn from last year's mistakes and move on to more beautiful roses this year (a quote from Noah Wilson).



Q: “What is a basal break and is it a good or bad thing?”

A: Basal breaks are fresh new growth that emerges from the bud union (the site on the rootstock cane where the rose variety is grafted) on our rose bushes. This emergence of this new growth is highly desirable and should be encouraged and protected, especially while it is tender, as it will become a strong, new stem or cane of the grafted plant.

Use caution when removing the winter protection, pruning, and fertilizing in the next few weeks so you don't inadvertently break off this valuable new growth. It is best to not expose the new growth to full direct sun when removing the mulch as they are very tender and could burn.


Don't confuse basal breaks with rose rosette which definitely should be removed. They both are usually red but the basal break will have few prickles, whereas rose rosette usually has an abnormal amount of prickles.

Also, don't confuse basal breaks with “suckers,” shoots that grow directly from the rootstock below the bud union. Suckers will look different from other canes on your rose bush and should always be removed.

Many rosarians add of Epsom salts (aka magnesium sulfate) to their bushes during spring pruning which they say promotes basal breaks. Others feel this is a myth as there is no document research that an excess of magnesium produces more basal breaks. Some of us like me toss a handful around each bush as even though there is no proof that it helps, it doesn't hurt to try to promote them!




BGRS Rose Show—May 30



- Our rose show schedule is available on our website: www.bowlinggreenrosesociety.org and on the Tenarky site: www.tenarky.org
- Make plans now to enter. There are categories for novice exhibitors in horticulture and arrangements.
- We are again having a rose photography section. Look at the schedule, then go through your rose photos and find ones that you can enter.
- Please purchase or sell an ad to help with expenses. Or consider making a donation in memory of honor of someone. Contact Ann for information.
- Mark your calendars to help with the rose show set up on Friday afternoon, May 29 at 1 pm.
- Volunteers are needed to help with the many rose show jobs. Contact Bob, Ann, Kathy, or Mary Ann to help. Please let us know at the May meeting or by email if you will volunteer to help with the jobs below.
 - Sell ads
 - Rose show set up on Friday
 - Organizing food Saturday morning for rose show participants and judges—Ann
 - Organizing and collecting for box lunches on Saturday—Kathy
 - Rose show tear down on Saturday afternoon
 - Putting roses in containers to take to veterans in nursing homes
 - Helping with ribbons, certificates, and prize distribution
 - Clerking at the show
 - Welcome table
 - Get properties to and from the American Legion Building—Dan, Ricky, Mary Ann

E-mail: bgrs@twc.com



Bowling Green Rose Society

c/o Mary Hext
1997 Browning Road
Rockfield, KY 42274

We're on the Web!!

www.bowlinggreenrosesociety.org



Linda McBride April 2
Claire Campbell April 4
Connie Baird April 18

Rosebuds is published monthly except January and July. Reproduction and quotation are permitted to newsletters and bulletins of affiliated rose societies of the American Rose Society and their chapters provided appropriate credit is given to source, author and editor.

2020 IMPORTANT DATES

- May 30: BGRS Rose Show
- August 26-30: ARS National Convention & Rose Show, Colorado Springs, CO
- September 26-27: Tenarky District Fall Convention/Rose Show hosted by NRS
- October 3: Louisville Rose Show
- November 20: 60th anniversary of the organization of BGRS



Join the ARS for just \$10

4-Month Trial Membership

The American Rose Society is offering a four-month trial membership for only \$10 to anyone who is interested in becoming a member of our organization. Most ARS members are home gardeners who enjoy growing roses and want to expand their knowledge of rose culture.

Four-Month Trial Members receive:

- Free advice from Consulting Rosarians
- Free or reduced garden admissions, a \$25 value after just three uses
- Four issues of the online newsletter *Roses & You*
- Two issues of *American Rose* magazine, a \$16 value. View a free issue online at www.ars.org
- Discounts of up to 30% at merchant partners

A 4-month trial membership is valued at \$86 for only \$10!

Join Now!

You may [complete the online form](#) or call us at 1-800-637-6534.

2019 BGRS EXECUTIVE COMMITTEE

President Ricky Lockhart
270.999.1977
maryannlockhart@bellsouth.net

Past-President Bob Jacobs
270.781.2592
r.jacobsa@twc.com

Secretary Lynda Gibson
270.320.6328
ljgibson@twc.com

Treasurer Linda McBride
270.881.7679
bratley20@hotmail.com

Member at Large Osei Thomas
270.320.6176866
edetailsuperman@gmail.com

Publications Mary Ann Hext
270.781.8171
mhext@outlook.com