



A Publication of the Bowling Green Rose Society

Rosebuds

Next Meeting
July 11
4 pm
Lockhart
Home

July 2020

E-mail: bgrs@twc.com

Summer Rose Tips *(collected by the editor)*

- Water, Water, Water. Keep those roses hydrated. That is, do not water every day, but when you water, allow water to soak deep into the ground around your bushes. Roses need the equivalent of an inch of water a week.—*Bob Jacobs*
- Both temperature extremes tell us about the likelihood of getting the full benefit of chemical used. Notice on the product label, there is a temperature range for application. Applications made when temps are too low will be ineffective and applications made when temps are too high will reduce effectiveness, as well, and possibly produce some leaf burn. It is also unwise to expose ourselves to temperature extremes! Make those spray applications early in the day or evening when the air is still. For your own safety resist the temptation to spray when it's windy! When humid, rainy conditions are predicted, take heed; spray to prevent leaf spot diseases.—*Central LA RS Newsletter "Rosebud"*
- Hot, dry weather brought spider mites. Watch for a dull or mottled appearance on the top of the leaves and the undersides will look like salt and pepper sprinkled on them. Turn them over and they will feel somewhat gritty and look like they have been sprinkled with salt and pepper. When the mites are really bad, you will see webbing between the leaves. Former member, Kent Campbell, told me to take a leaf and shake it on a sheet of white paper, then the mites would be visible. Use a water wand or spray with pressure the entire bush making sure to get the underside of all leaves. Do this every two to three days and repeat at least three times. I also purchased Avid and spray with it when I see them every three days for about two weeks as it only kills the adults. There are other chemicals available that will kill both adults and eggs but they are expensive. In mid-June when it was hot and dry, I actually saw the webs on a bush near the barn which I hadn't checked; and nearly all the leaves had mites so I sprayed three times with Avid. Almost all the leaves fell off but now it looks like they will regrow and the plant will not die. I have lost several bushes to spider mites over the years. The water wand works great if you keep a watchful eye and use it frequently.—*Mary A. Hext*
- During the summer, roses are still hungry. Feed them your regular fertilizer, but use a little less. They will not require as much as they do in the spring and fall. Don't fertilize if you are not able to water at least by the next day. Organics are also a good choice of fertilizer.—*The Houston RS "Rosette"*
- Remember to give your roses lots of water. They need at least an inch of water a week. If you have Japanese beetles on your roses, just knock them off into a bucket of soapy water. Spraying will only kill the ones that are on *(continued page 2)*

JULY MEETING—Lockhart Home

July 11, 2020 at 4 p.m.

5339 Russellville Road

Morgantown, KY 42261

Home: 270-526-6866 Cell: 270-999-1977

Program: Drip Irrigation System for Rose Beds

Summer Rose Tips *(continued from p. 1)*

the bush at the time you spray. Just cut the blooms and bring them in the house for your enjoyment instead of the beetles.—*Kathy Dodson*

- An organic method of controlling Japanese beetles is to plant red geraniums in with your roses. The beetles love the flowers on these plants and it is toxic to their system. The beetle will take a tasty bite of the geranium and fall to the ground paralyzed. After being comatose for about 8 hours, the toxins wear off and the beetle, not realizing the error of his ways, will climb up and take another bite and start the cycle all over again. You can kill the beetles by dropping them in a bucket of soapy water. Do not squish the beetle, especially around your garden, as this causes them to release an odor which attracts more beetles. Use needle nose pliers to nab them and drop them in the soapy water. — *The Pikes Peak RS "Rose Companion"*
- Deadhead spent roses. When deadheaded, the bushes will direct energy into growth instead of maintaining the spent bloom.—*St. Louis RS "Voice of the Rose"*
- Continue a fungicide spray schedule. Do not apply fungicide to dry plants. Roots should be well watered before spraying with any fungicide or insecticide. If blackspot is under control spray with a preventive fungicide such as Ortho/Rose Pride, Bayer/Disease Control, Fertilome/Rose Spray, Funginex, Banner Maxx, Compass or Honor Guard. If blackspot is visible spray with a contact fungicide such as Mancozeb, Manzate, or Dithane M-45. Follow label directions. The less expensive, less concentrated fungicides work just as well, but require using more and must be applied more often.—*The CenLa RS "Rosebud"*
- Too much water and too little water produce many of the same symptoms. Just stick your finger in the ground to tell which.—*Bradenton-Sarasota RS "The Bulletin"*
- Roses are heavy feeders. Watering leaches the nutrients from the soil, more so in potted plants. Now is a good time to replenish nutrients with organics such as alfalfa meal, alfalfa tea, fish emulsion, cottonseed meal, compost, cured manure, etc. Water soluble fertilizers, Miracle Grow, Mills Magic, can usually be applied every two weeks. Read and follow label directions. Fertilizer, even water soluble fertilizers, should not be applied to dry roots. It will burn the roots and damage the leaves.—*The CenLa RS "Rosebud"*
- Leaves are important. Your rose bushes need a lot of leaves to be healthy and produce flowers. Leaves convert fertilizer into food. If the leaves are covered with blackspot and all fall off, what have you got - sticks! Remember - No Leaves, No Flowers! When deadheading, in order to keep more leaves on the bush, cut shorter stems or snap off the dead flower at the peduncle - just below the flower. —*The Arcadia Rose Society "Thorny Issues"*
- If you are fertilizing with a liquid type fertilizer such as Miracle Gro during the summer use it at about 1/2 or less strength but more often. Because you are watering more often your roses will benefit more doing it this way. Use about 1 gallon for large bushes and 1/2 gallon for minis. If you spray your roses with fungicide you can put 1 tablespoon of water soluble fertilizer per gallon of water such as Miracle Gro in the spray mix as a foliar fertilizer once a month or so. Organic fertilizers are probably a better choice during the hot months since they last a lot longer and you don't have to apply as often. You have many options when it comes to fertilizing...just do it!—*The Arcadia Rose Society "Thorny Issues"*
- Mulching is about as important as watering during hot weather. It does several things...helps keep weeds at bay, makes your garden look nice, but most importantly it conserves valuable moisture and the temperature is probably 20 degrees cooler under 3-4 inches of mulch. What kind of mulch should you use? Pine straw, oak leaves, pine bark, cypress and compost are a few good ones. These kinds of mulches break down over time and put nutrients back into the soil and give earthworms something to consume. —*The Arcadia Rose Society "Thorny Issues"*
- Watch for rose rosette disease. I have only had it on one bush this year, but have seen many around shopping areas in town. Hopefully, the research that is going on at UT will help us find a way to prevent this disease. —*M. Hext*
- Potted roses will be on sale soon. If you have roses that are struggling or not performing as you would like, now is a good time to replace them, just be sure to keep them well watered. Potted roses are a quick fix to plug in to that empty spot in your garden.—*The Philadelphia RS "The Rose"*
- While adding new additions to your garden it is a good time to update or create a garden map. The plants are blooming and it makes it easier to identify those plants, which no longer have tags or you may have moved. This map can be used late in the fall or in the spring if you plan on moving anything around. —*The Philadelphia RS "The Rose"*

July 2020

From the President *by Ricky Lockhart*



With this hot humid weather, be sure to keep up your spray program to deal with the black spot. Remember to rotate your chemicals to keep it off the bushes. I am using Mancozeb and PPZ which is expensive at some places but I found it online for less. I use Sevin for the beetles.

The Extension Office is still closed for meetings, so we will have a regular meeting at my house on July 11 at 4 p.m. I will go over how I installed my drip line irrigation system which was simple. I can feed and water all four of my rose beds at the same time. I will have some food and drinks available. We can space out our chairs for social distancing; and will meet rain or shine as there is a covered area. You can use your GPS to get here or call for directions.

See you at our July meeting and keep up your spray program!

Tetanus? No, Not Us! We Keep Our Vaccinations Current!

It is a good idea to have a Tetanus booster at least every ten years, with some doctors preferring a five-year interval for gardeners. We all work in the soil and occasionally get stuck with thorns, which makes having the booster important. Tetanus is a soil born bacteria that can be fatal. Please check the date of your last vaccination and if you are due for a booster, make an appointment today!



SAVE THE DATES!

**Tenarky District
Fall Convention & Rose Show
September 26-27
hosted by Nashville Rose Society
Belmont University—Gabhart Student Center**

**Louisville Rose Society
Rose Show
October 3
Sutherland Mercantile**

Check www.tenarky.org for updates/cancellations

BGRS In-Club Competition

OUR IN-CLUB COMPETITION BEGAN VIRTUALLY IN JUNE WITH SEVERAL ENTRIES! BELOW ARE JUNE WINNERS!

RESULTS ARE POSTED EACH MONTH ON THE BGRS WEBSITE
PHOTOS BELOW ARE OF 1ST PLACE WINNERS



Class 1 1st: Cynthia Dickinson—'Pope John Paul II'
HT/GR 2nd: Dan Wernigk—'Francis Meiland'
Single Bloom 3rd: Bob Jacobs—'St. Patrick'



Class 2 1st: Bob Jacobs—'Whirlaway'
M/MF 2nd: Dan Wernigk—'Arcanum'
Single Bloom 3rd: Cynthia Dickinson—'Cutie Pie'



Class 3 1st: Dan Wernigk—'Julia Child'
Floribunda 2nd: Lynda Gibson—'Easy to Please'
3rd: Bob Jacobs—'Fragrant Wave'



Class 4 1st: Dan Wernigk - 'Top Gun'
Shrub 3rd: Bob Jacobs—'Do Si Do'

Class 5 1st: Dan Wernigk - 'Caldwell Pink'
Any 2nd: Cynthia Dickinson - 'Tangerine Skies'
Other

Class 6 1st: Dan Wernigk - 'Cherry Parfait'
Rose in a Bowl 2nd: Lynda Gibson—'Dick Clark'



Class 7 1st: Cynthia Dickinson - 'Pope John Paul II'
Traditional and 'Crescendo'
Arrangement



IN-CLUB COMPETITION

The competition shall consist of **ONE entry in each** of the following classes: One bloom per stem, except for sprays. Groom and fill in tags as if entering a regular rose show. Judges will comment on 1st, 2nd, and 3rd choice. The top scorer in horticulture and arrangements will be recognized at the December meeting.

Class 1—1 Single Bloom Hybrid Tea/Grandiflora

Class 2—1 Single Bloom Miniature

Class 3—1 Floribunda, single bloom or spray

Class 4—1 Shrub—this includes David Austin shrubs

Class 5—1 Specimen, Any Other Type

Class 6—1 Rose in a Bowl—exhibition or open—large or small roses

Class 7—1 Arrangement—Any modern design—large or small roses

July 2020

Researching the Rose *by Don Swanson, Omaha Rose Society*

I have often seen a rose in a magazine, at a rose show or in somebody's garden and written the name down so I can find out more about it and possibly buy it for my garden. How do we go about learning about a rose?

We'll use a real-life example. In November 2009, Joan and I attended the ARS convention in Palm Springs where, in my friend Hal Reynold's garden I saw a lovely red five-petalled shrub named 'Paul Ecke Jr'. I took a couple of pictures one of which is here and I resolved to look into obtaining the rose for my garden.

Now I'll show you the path to learn more about this particular rose (or any particular rose).

As I was writing this today, it occurred to me I did not have a clue for whom the rose is named. A quick internet search revealed that Mr. Ecke was an American horticulturist who is credited with making the poinsettia into the country's best-selling potted plant, and as a matter of fact, his father, Ecke Sr, introduced the poinsettia as an indoor potted plant in 1920. But we're looking into a rose named for him. Go figure!



Handbook for Selecting Roses

The first place to turn for information about a rose is the ***Handbook for Selecting Roses***, published each fall by the American Rose Society and provided to each member as a perquisite of membership. The handbook explains color classifications, the classification of roses (e.g. what is a noisette), characteristics of those rose classifications, a list of roses rated highly for the garden and then individual entries for most roses in commerce in the United States. The handbook's entries are derived from the annual ARS survey called *Roses in Review*, garnering members ratings of roses they actually grow in their garden.

Turning to the correct page by alphabet we find this entry:

Paul Ecke, Jr S, orange blend, single, 2004 **8.1**


The fact the rose name is in bold tells us this is the American Exhibition Name, the name the rose should be entered under in rose shows. The S indicates the classification is shrub, the hybridizer has assigned the color as an orange blend – to me it is more a medium red, but it is his choice. Single indicates it has four to eight petals and it was registered or first offered for sale in 2004. *Roses in Review* assigned it a rating of 8.1 on a scale of 10, meaning it is a solid or very good rose in the gardens of reviewers. The very good garden rating is certainly encouraging to a prospective grower.



Combined Rose List

The CRL is published each year by Peter Schneider. It contains information and sources on just about every rose available from mail-order nurseries in the US, Canada and many overseas nurseries. It is published in March of each year, costs \$28 and is available at www.combinedroselist.com.

The entry for 'Paul Ecke Jr' reads "Paul Ecke Jr (WEKpascisou) S ob s Carruth 2004 MR12 – B10". So the entry gives us the variety name, the hybridizer's code name for the rose, the rose classification, the color code, the 's' indicates a single (four to eight petaled) rose, the hybridizer's name (Tom Carruth who was hybridizer for Weeks Roses at that time), the year of registration with the International Cultivar Authority - Roses (the ARS), MR12 indicates it is in the ARS Modern Roses database, and finally the codes for each nursery offering this rose this year. In this case, B10 refers to Burlington Rose Nursery of Visalia CA.



(continued p. 6)

Researching the Rose (continued from page 5)

Modern Roses

For many years the American Rose Society periodically published a book of information about roses registered with the ICAR. From the ARS site – “**Modern Roses**” was originally published in 1930 with 2,511 collected rose registrations world-wide. Today, the American Rose Society's **Modern Roses** database is home to more than 37,000 registered roses. Access to the **Modern Roses** database is available to everyone through an annual subscription and is a membership benefit available to all ARS members.”

The books became unwieldy and expensive, as well as difficult to keep up to date. The last in book form, **Modern Roses 12**, was published in 2007. (The books are collector items.) The ARS moved to a database to allow ease of access and ease of updating. To use **Modern Roses**, go to www.rose.org, select the “Education” pull down menu, click on “Modern Roses”, and then when requested, enter your e-mail address and password.

I searched on the name of my desired rose and got the following results on the screen. The details are hard to read, so I copied them for you to see:

Paul Ecke, Jr., S, ob, 2004, Carruth, Tom; flowers bright orange with a broad smoky edge, reverse deep orange, 2-3 in., fragrance: none; foliage medium-size, dark green, semi-glossy; prickles average, straight; growth spreading, medium (130 to 150 cm.); garden decoration; patent ppaf; [Playboy x Santa Claus], Introductions 2004.

This gave us much more information, including physical description of the rose. Unfortunately, not all hybridizers are as complete in their entries, especially when it comes to the cross that created the rose.

HelpMeFind

Another search-oriented web site that will give you details about your rose and also possible sources for plants is HelpMeFind at www.helpmefind.com/roses. To access the site, go to [helpmefind.com/roses](http://www.helpmefind.com/roses). From the site – “A website devoted to roses, clematis and peonies and all that is gardening related, including selecting, buying, breeding, caring for and exhibiting. We have cataloged over 44,000 roses and have more than 160,000 photos along with thousands of Rose nurseries, public and private gardens, Rose societies, authors, breeders, hybridizers and publications from all over the world. Explore, enjoy, and help us grow by contributing your experiences, expertise and photos to the site.”

A search for my rose returned this information; ‘Shrub. Orange, darker edges, darker reverse. Bright orange with a broad smoky edge upper, deep orange reverse. None / no fragrance. Medium, single (4-8 petals), cluster-flowered, in large clusters bloom form. Occasional repeat later in the season. USDA zone 6b through 9b (default). Height of 4½' to 4' 11" (130 to 150 cm). Tom Carruth (2004).” It also pointed to Burlington Rose Nursery as the source for this rose. Not much more than we already knew, but this is not always the case.

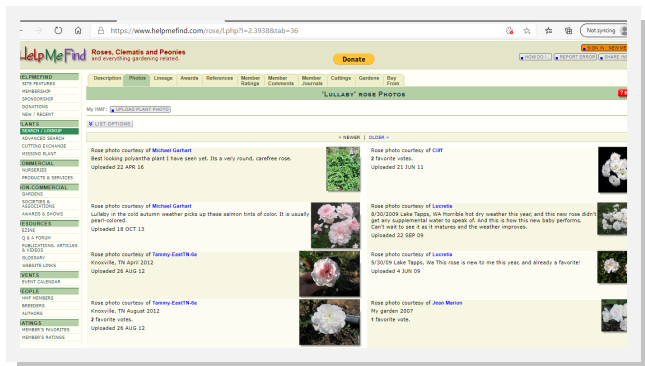
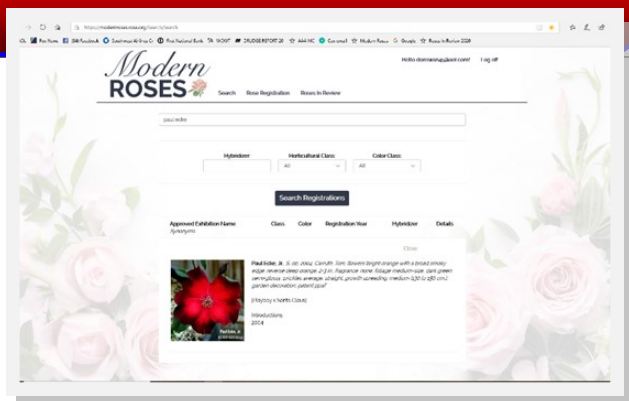
Some hybridizers overlook registering the rose with the ICAR, but then growers of the rose add the rose with details to this site, so if it's not in Modern Roses, try www.helpmefind.com.

Dave's Garden

This is another search site you might try. It contains a multitude of advertisements and little information – none that we hadn't already obtained with our other references, accessible at www.davesgarden.com.

Catalogs and Lists

Obviously, a good place to look at rose pictures and details is in the catalogs or lists from the nurseries that sell the rose. You have determined from the CRL or HelpMeFind which nurseries carry your roses and most of them have online catalogs. Do an online search for the nursery or for the rose name to access the catalogs. I found ‘Paul (continued p. 7)



July 2020

Researching the Rose *(continued from page 6)*

Ecke Jr' in the rose list from Burlington Rose Nursery for \$11.50 plus shipping as a five-inch band – a rose on its own roots started from a cutting and still very small.


Are You an Exhibitor? Horizon Roses is for You!

If you are looking for opinions about a new exhibition rose, you should obtain a copy of *Horizon Roses*, edited and published by Bob Martin, currently the ARS President.

From the web site www.roseshow.com: "Horizon Roses 2019 contains 1,371 reports by 97 reporters from 24 different states on the exhibition potential of 233 roses introduced in the last five years. The reports include 52 new roses not mentioned in prior issues. All comments are candid and reported in the words of the reporter. Supplementing the comments are individual color photographs of 195 roses, in line with the text. The reports are set forth alphabetically and include statistics of the show results of the reported varieties. In addition, information is provided on known sources for the reviewed varieties."

Horizon Roses is available in three formats; Kindle for \$9.95 ([Amazon](https://www.amazon.com)), Compressed PDF for \$9.95 (directly from Bob), or paperback booklet for \$32.95 ([Amazon](https://www.amazon.com)). Order any of the three formats via www.roseshow.com and follow links and/or instructions.

I have ordered this for many years and I am one of the reporters on the exhibition potential of new varieties.



The American Rose Magazine

Published bi-monthly by the American Rose Society, the magazine always carries many articles of interest about roses, rose culture and rose-growers. If you are not already receiving this publication, stop right now and go to www.rose.org and join the ARS!

Online Facebook Groups or Other Social Media

I belong to two rose-oriented groups on Facebook; **Rose Chat** and **Paul Zimmerman Roses**. Both groups give many opportunities to view rose pictures and to exchange information about specific varieties, problems, cultural practices, etc. It is very easy to get bad advice online from well-intentioned growers. Find the real experts and follow their advice.

Consulting Rosarians and Other Members of Your Local Rose Society

Shame on me! I almost left out this very good source of information – people in your area who actually grow roses. Some of them may grow the rose you are interested in. Go to a meeting and ask questions!

Books

Back in the mid-1970's, Joan planted two roses from Jackson and Perkins. They did not thrive. I went to the library to find a book that would tell me what to do. (Note to you kids, the Internet has not been in existence very long; we once had to read books for information.) There I found ARS Annuals which led me to join the ARS and then the Omaha Rose Society.

If the rose you are researching is an older one, there is a plethora of books with much more information than you will find online. A good example is *Botanica's Roses*, used copies available on abebooks.com. Books will give you pictures, cultural advice, information on the roses as well as backstories on the rose and on rose hybridizers. I have a great number of these books and often refer to them. Start your collection at any used book store; Jackson Street Booksellers always seems to have a few, for example. Good basic cultural advice can be found in *Roses for Dummies* and *Ortho's Complete Guide to Roses*.

In Conclusion, I hope I have led you to some tools for researching roses of which you were not aware. It is fun to track down that elusive rose you just have to have. By the way, I still have not purchased 'Paul Ecke Jr'. Maybe for next spring.

Don Swanson is Editor of the "ARS 2013-2020 Handbook For Selecting Roses," Chairman of "ARS Roses in Review," president of the Omaha Rose Society and editor of the Omaha Rose Society newsletter, "Ramblin' Rose". This article is used with permission from the author Consulting Rosarian, Don Swanson.

E-mail: bgrs@twc.com

Bowling Green Rose Society

c/o Mary Hext
1997 Browning Road
Rockfield, KY 42274



We're on the Web!!

www.bowlinggreenrosesociety.org

Join the ARS for just \$10 4-Month Trial Membership



The American Rose Society is offering a four-month trial membership for only \$10 to anyone who is interested in becoming a member of our organization. Most ARS members are home gardeners who enjoy growing roses and want to expand their knowledge of rose culture.

Four-Month Trial Members receive:

- Free advice from Consulting Rosarians
- Free or reduced garden admissions, a \$25 value after just three uses
- Four issues of the online newsletter *Roses & You*
- Free online access to five quarterly bulletins, a \$45 value
- Two issues of *American Rose* magazine, a \$16 value. View a free issue online at www.ars.org
- Discounts of up to 30% at merchant partners

A 4-month trial membership is valued at \$86 for only \$10!

Join Now!

You may [complete the online form](#)
or call us at 1-800-637-6534

Happy July 4th

BGRS ARS Consulting Rosarians

Bob & Ann Jacobs—r.jacobs@twc.com
270-781-2592

Dan Wernigk—danwernigk57@gmail.com
217-898-1770

Mary Ann Hext—mhext@outlook.com
270-781-8171

2020 BGRS EXECUTIVE COMMITTEE

President	Ricky Lockhart 270.999.1977 maryannlockhart@bellsouth.net
Past-President	Bob Jacobs 270.781.2592 r.jacobsa@twc.com
Secretary	Ann Jacobs 270.781.2592 r.jacobsa@twc.com
Treasurer	Dan Wernigk 217.898.1770 danwernigk57@gmail.com
Member at Large	Jake Gibson 270.320.6328 jlgibson@twc.com
Publications	Mary Ann Hext 270.781.8171 mhext@outlook.com

IMPORTANT DATES

- August 26-30: ARS National Convention & Rose Show, Colorado Springs, CO
- September 26-27: Tenarky District Fall Convention/Rose Show hosted by NRS
- October 3: Louisville RS Rose Show
- November 20: 60th anniversary of the organization of BGRS