

Rosebuds

www.bowlinggreenrosesociety.org

A Publication of the Bowling Green Rose Society

A Profile of Dave Bang—Gifted Artist, Photographer and Rose Hybridizer

by Elaine Ornelas, San Diego Rose Society

Next Meeting

May 16 at 2 pm
Clear Fork Fellowship
Hall, Rockfield, KY

Program:
Preparing for the
Rose Show
Ricky Lockhart
Ann Jacobs

Refreshments:
Ricky Lockhart



Inside this issue:

Pres. Message	2
Announcements	2
In My Garden	2
Articles	3
Important Dates	7
BGRS Officers	7

BGRS is a
Member of the
Tenarky District
of the
American Rose Society

www.tenarky.org

and an
Affiliate Member of the
American Rose Society




www.rose.org

How are rose hybridizers made? What causes them to give birth to a passion for creating new and beautiful roses for all of us to enjoy? Before we start exploring Dave's hybridizing journey, let's get acquainted with him.

My husband and I sat down for two hours recently for a phone conversation with him and we uncovered the fascinating journey which Dave has had with roses.

He was born in San Jose forty-nine years ago and has lived there all of his life (although he does not look his age!). As we look at his life you may begin to see how he developed his artistic background which has become part of his professional life as well as the type of roses he creates. Dave is actually an illustrator in graphic design. He is also a professional photographer.

When he was very young his father gave him his first camera. As a family they traveled throughout the west, visiting many of the scenic national parks. In particular Dave fell in love, like so many of us, with Yosemite National Park and its beauty. Yosemite became his 'second



Dave Bang

home' and he would eventually travel there two to three times a month with his Olympus 35 mm camera taking photos of the incredible scenery.

Dave is also a gifted painter who was inspired to pick up a paintbrush for the first time when he saw Bob Ross on television. He painted in the Bob Ross style for many years in oils and as his paintings became more de-

tailed he found that acrylic paints were best for his style of painting. He was also inspired by Stephen Lyman, an acrylic painter who was also inspired by the landscape of Yosemite. You can see Dave's rendition of Lyman's famous painting *Warmed by the View* which Dave fell in love with when looking through Lyman's book *Into the Wilderness*.

Dave sent us a photo which his best friend, Sonya, took of his popular rose 'Swirly Pop' (below left), a beautiful yellow and orange striped miniature. He proceeded to create a painting of that photo. He sent both Sonya's photo as well as a photo of his painting of it to us (below right) and it is nearly impossible to detect which is which, as his duplication of the original photo is so well done! (continued p. 3)





Bowling Green Rose Society 57th Rose Show

Celebrating 60 Years!
BGRS Diamond Anniversary



May 22, 2021
1-4 p.m. Free to Public

American Legion Post #23
208 Dishman Lane
Bowling Green, KY 42101
www.bowlinggreenrosesociety.org

I hope everyone's roses are doing well after all of the cold weather issues. I am hoping for a great rose show on May 22. I hope everyone is able to help us with the show if they can. It is BGRS' 60th year of being a rose society in Bowling Green.

Please remember to fertilize your roses and check your pH. I've had some of my rose beds with low pH; but I've put on lime and things are starting to look good on my roses—getting new growth and some buds.


I hope to see everyone at our next meeting the Sunday before the show so we can finalize everything for the show.

Dan

"An ounce of prevention is worth a pound of cure, especially with roses."

—Howard Walters
from his April 1972 column
in the "American Rose" magazine
found in his book, "Rosarian Ramblings"

ATTENTION BGRS MEMBERS: Please print and bring a copy of the rose show schedule to the May meeting as part of our program will be about the show with explanation of new classes. We will answer any questions you have about the show and classes that you might consider entering. We will also talk about where help is needed. The rose show is our opportunity share our love for roses with the public and help to educate them about growing roses successfully in our area. Any questions before then about the schedule, email: bgrs@twc.com




May in My Rose Garden by Mary Ann Hext, MR

Our weather went from right at freezing one week to nearly 80 degrees the next week. I watered heavily just before the predicted freeze/frost and sprayed Vapor Gard the next day. I had very little damage as we did not get below freezing. I also sprayed all my other plants including: hostas, lilies, and hydrangeas. However, I am still seeing some damage from the previous freeze when it was 24 degrees here, so having to cut back some more on those bushes.

Some of the things I am doing now and planning to do in May are:

1. Continue my spray program with fungicides that I started in mid-March when the bushes started leafing out. I have already sprayed three times.
2. Fertilize for the second time the first week of May with liquid fertilizer to give my bushes a boost for the upcoming rose show.
3. Study the schedule and to determine classes I might try enter at the BGRS rose show on May 22.
4. Determine by May 16 what blooms I might have for the show. However, I will be out of town the week before the show so won't be cutting any to refrigerate until Thursday evening.
5. Take a few more photos that I might be able to enter at the show.



A Profile of Dave Bang (continued from p. 1)

Here are several of Dave's paintings and photographs. For fun I am not identifying them as painting or photograph intentionally to see if you can determine which is which because I myself could not readily see the difference when Dave sent them to me. The code for their identification is on page 6. He is definitely a multifaceted artist!



Cathedral Peaks



El Capitan



Half Dome Campfire

For Dave surprisingly his interest in roses began with a trip to a Home Depot garden department one day many years ago. He happened to see several roses there: 'Honor', 'Arizona', 'Don Juan', 'Frivolous Pink'; and he was drawn to the beauty of the blooms. He began to look at roses in other nurseries like 'Black Magic' and 'Sheila's Perfume'. He really loved the striped pattern of 'Fourth of July'. He thought to himself, "I wonder if I could produce a bloom with the 'Black Magic' color and form, with white or yellow stripes", and so the journey started.

Dave really did not know where to start with learning how to hybridize. But he realized that he would need to learn how to grow seedlings directly from the rose hip seeds that roses produce before adventuring into hybridizing. Early in his journey, he was volunteering at the Guadalupe Gardens in San Jose where he lived. The San Jose Heritage Rose Garden there is a unique botanical collection of antique and modern roses. After doing some research on growing seeds at the appropriate time of the year, Dave harvested hips from these roses, refrigerated them and planted the seeds from them. He found that if he refrigerated the hips in plastic Ziplock bags the hips would rot and it made quite a mess. So he began to refrigerate the hips in paper bags so that the bag wicks away any moisture from the hips leaving the seeds intact.

His method then was to plant the seeds in a clear plastic 20 inch by 15 inch by 12 inch container with 7 inches of soil and cover it with the plastic lid. (photo at right) The soil he uses is Bumper Crop from Master Nursery or Harvest Supreme. If he planted the seeds in December he placed the container in full sun; if planted in January he found that he has to constantly evaluate the containers based on air temperature and adjust their location to ensure the proper conditions.

After several years, he linked up with noted hybridizer Jim Sproul with whom he discussed the best methods for growing seedlings. Jim had built a 4' x 20' structure and placed it a greenhouse. Dave built something similar which was a 4' x 8' seedling




Lincoln

bench and created a greenhouse with a metal scaffolding frame and Sun Selector UVA Clear Green-house Film 6 mil as a covering. The results were so much better with this greenhouse. The temperature outside can get into the nineties in the summer in San Jose and in the greenhouse they can be as high as 120 degrees with 60 percent humidity so Dave would vent the greenhouse in summer. The greenhouse is not the best environment to *sprout* seedlings since sprouting requires a cooler temperature, but it is very good for *growing* seedlings, where warmth (continued p 4)



A Profile of Dave Bang (continued from p. 3)

and moisture are provided. In the winter he would dig up the seedlings and tag them. He would then place them in one- to three-gallon pots. (See the sequence in photos below.)



The Sequence of Growing Seedlings (clockwise from upper left)

- the new seedling bench
- seeds planted
- seeds sprouting
- getting bigger!
- and bigger!
- the first blooms
- seedlings are ready to be moved into larger pots



Dave bought a bouquet of 'Flash Night' and was drawn to the purity of the white in the stripes and the form. So he began by using 'Black Baccara', 'Black Magic' and various other rose varieties as seed parents to hybridize with. One of his most beautiful roses is 'A Night of Magic', the result of crossing the pollen of 'Flash Night' with 'Black Magic'. It is a striking climbing miniflora with variations of dark red with streaks and flecks of white and coral-pink. He also produced the very popular 'Swirly Pop', 'Swizzle' and 'Magical Moment', all from 'Flash Night' pollen. And now Dave has successfully bred approximately 350 varieties of roses and has many more 'in the wings' ready to be released.



'Flash Night'



'A Night of Magic'



'Black Magic'



'Swizzle'

THE DAVE BANG ROSE COLLECTION



SWIZZLE
Thornless Mini Sprav

THE DAVE BANG ROSE COLLECTION



MAGICAL MOMENT
Thornless Miniflora Climber

(continued p.5)

A Profile of Dave Bang (continued from p. 4)

After breeding many beautiful roses the next big goal was disease resistance. One of the most pivotal points in Dave's rose breeding program in achieving this goal was when Jim Sproul gave Dave two key roses. 'Jolene Adams' for his red crosses and 'First Impression' for the yellow ones. These two roses made it possible to achieve the beautiful colors and now...disease resistance.

Over the years Dave has realized that people who obtain roses are frequently frustrated by the amount of care that might be required to combat pests and diseases. So he has set out to produce roses that are, at a minimum, powdery mildew free. We all know how frustrating powdery mildew can be in our rose gardens so his effort to minimize that factor in the roses he hybridized was important to him. Many of his roses also have good resistance to black spot and rust.

At some point Dave began to entertain the idea of marketing his roses, since he was becoming more and more successful in the production of some with beautiful striped patterns and colors that he had not seen on the market. Unfortunately his journey into this marketing realm has been fraught with challenges. So many suppliers of roses, especially miniature and miniflora roses have left the business and most of the roses that Dave hybridizes are of these two types. Sadly rose suppliers in general have been suffering for several reasons, but many have difficulty because the market for roses that require minimal care has been rising.

He was able to link with Jacques Ferare from Star Roses who is the contact for that company responsible for new rose evaluations, but that effort did not come to fruition. Marketing is a challenging effort for rose hybridizers as many of the big companies have their own in-house hybridizers. After several other efforts with other rose suppliers that did not succeed, in 2019 Dave was able to come to a successful arrangement with our friend Jim Mills of K and M Roses in Buckatunna, MS. Jim has become a friend to many of us for his honor, dignity and help in providing us with roses, especially ones grafted onto a very significant rootstock, 'Fortuniana'. This rootstock is so valuable to us in the southwest United States because it endures the hot, dry weather we frequently have. Jim and Dave have made a very solid arrangement and now many people from all over the United States are obtaining Dave's roses from Jim. Everyone has such positive comments about his roses and their beauty. Here is the link to K&M Roses if you would like to obtain one of them: <https://www.kandmroses.com/>. K&M Roses also has a listing on Facebook of Dave's roses that they are offering: <https://www.facebook.com/kandmroses>. Dave has also posted most of his available roses with photos on Help Me Find Roses at <https://www.helpmefind.com/rose/plants.php>. We would like to see some of the other large rose suppliers like Weeks, Jackson & Perkins, and Star Roses carry Dave's roses so if anyone has contact with these suppliers, please pass the word along.

Also, Dave has expressed some frustration to us about one particular habit all of us have experienced. If a rose is patented, it is illegal to reproduce it via cuttings or any other method for 20 years when the patent expires unless permission is obtained from the person holding the patent. Obtaining a patent for a rose or any plant is an arduous and long process and thus many roses are not patented. Therefore people are more than willing to take cuttings from a non-patented rose and create plants, by rooting them, for themselves and their friends and families. Hybridizers will be paid a royalty for each of their created plants sold by the rose supplier, even though that amount is usually very minimal...often less than one dollar. But when one of us creates ten rose plants to share from one that we have purchased it immediately cuts some of the profit that would have gone back to the hybridizer. It becomes quickly apparent that a rose hybridizer will never be able to thrive from or live off of the (continued p. 6)

THE DAVE BANG ROSE COLLECTION



CAPTIVATING
Thornless Mini Spray



'Angel Kisses'

THE DAVE BANG ROSE COLLECTION



UNFAILING LOVE
Mini

THE DAVE BANG ROSE COLLECTION



EYES OF FIRE
Miniflora

A Profile of Dave Bang (continued from p. 5)

profits he makes from a rose supplier. But Dave says he would at least like to be able to pay for the supplies, fertilizers, soil, and other needs required for him to continue to hybridize roses since folks are expressing such a desire for him to do so. Without these key ingredients, he will not be able to continue to produce these remarkable roses. It is an unfortunate practice that many of us have participated in. But perhaps now knowing how it affects the actual producer of the roses we love, maybe we can alter that practice and more often actually buy the plants directly from the supplier.

During our conversation with Dave, we asked him, "So what are your favorite roses that you have hybridized?" He had to think a long time before answering, implying that there were so many! But here are several of his favorites: 'Captivating' a pink and yellow striped miniature that is essentially thornless, 'Angel Kisses', a floribunda that is almost all white with dainty pink edges, 'Unfailing Love', a scarlet and white striped miniature with white reverse, 'Dottie', a very dark almost black and white striped miniature named for Dave's mother, and 'Eyes of Fire', a miniature with yellow petals with red edges. They are all powdery mildew free with good resistance to rust and black spot, always a plus. Two of our favorites of Dave's roses are 'Strawberry Kisses', a red, pink and white striped miniflora and 'Mango Blush', an orange and coral-pink blend with a 'blush' of lavender around the older petals. Both of these have very good exhibition form lasting forever and are disease resistant!

It is nearly impossible to determine where Dave's journey will take him. My husband and I met him at an ARS convention when it was held here in San Diego in 2014. We have fostered a friendship with him over the years and he has been an enormous help to us and mentored us in the areas of seed sprouting, rose hybridization, and in other areas of growing roses. When he returned for another convention here in 2018 he was able to come and visit our garden and we were able to show him one of his 'Strawberry Kisses' plants that he created which we love. The plant was up to head level and he was pleased that it was thriving and producing such beautiful blooms. We wish him well and hope that his hybridizing career continues on a successful path and we also hope that many of you are able to obtain his roses. They will be a striking addition to your garden.

Note: At present the only national source for Dave's roses is K & M Roses of Buckatunna, MS. They currently have many of Dave Bang's roses with more to be offered in the future. They sell Dave Bang's roses own-root with only a few currently grafted on fortuniana rootstock. I'm sure they will provide more and more of Dave's roses grafted onto fortuniana in the future. Check with K & M Roses to see what is available.

Editor's Note: This article originally appeared in the February 2021 issue of "Rose Ramblings," newsletter of the San Diego Rose Society, Elaine Ornelas, editor. Photos by Dave Bang except for photo of 'Black Magic' and 'A Night of Magic' by Elaine Ornelas

Code for Dave Bang's Photos and Paintings on pages 1 & 3

- The photo on page 1 of 'Swirly Pop' is on the left and Dave's painting of that photo is on the right.
- On page 2, left is a photo of Cathedral Peak by Dave; center is a photo by Dave of El Capitan; right is a painting by Dave of a Half Dome campfire The Lincoln is a painting by Dave.

THE DAVE BANG ROSE COLLECTION



STRAWBERRY KISSES

Miniflora

THE DAVE BANG ROSE COLLECTION



DOTTIE

Mini Spray

THE DAVE BANG ROSE COLLECTION



MANGO BLUSH

Miniflora



E-mail: bgrs@twc.com

Bowling Green Rose Society
c/o Mary Hext, Editor
1997 Browning Road
Rockfield, KY 42274

www.bowlinggreenrosesociety.org



ARS Trial Membership

A 4-month trial membership is available for \$10. You'll receive:

- ▶ Two issues of the American Rose, \$20 value.
- ▶ Free or reduced garden admissions, a \$25 value after just three issues.
- ▶ Discounts of up to 30% at merchant partners.
- ▶ Free advice from Consulting Rosarians.

Free E-Membership@ Receive valuable rose growing information, helpful tips, and special offers.

Join Now!

You may [complete the online form](#)
or call us at 1-800-637-6534
or visit www.rose.org



No May Birthdays!



SAVE THE DATE!

Cardinal Council of Garden Clubs
Annual Flower Show
June 15 ~ 1-6 p.m.
L&N Depot
Free to Public

2021 IMPORTANT DATES

- ♦ **May 22: BGRS Rose Show**
- ♦ **September TBA: Tenarky Fall District Convention & Rose Show (hosted by NRS at Belmont University)**
- ♦ **September 10-14: ARS 2021 National Convention and Rose Show, Milwaukee, WI**

2021 BGRS EXECUTIVE COMMITTEE

President Dan Wernigk
217.898.1770
danwernigk57@gmail.com

Past-President Ricky Lockhart
270.999.1977
maryannlockhart@bellsouth.net

Secretary Ann Jacobs
270.781.2592
r.jacobsa@twc.com

Treasurer Linda Ford
520.820.8632
lkpford01@gmail.com

Member at Large Jake Gibson
270.320.6328
jlgibson@twc.com

Publications Mary Ann Hext
270.781.8171
mhext@outlook.com